





























**Year 3 Nova Home Learning**

<b>Day</b>	<p><b>Writing Task</b> Please remember to practise your spellings (shown on the last page) and handwriting! <b>Also use</b> <a href="https://www.topmarks.co.uk/english-games/7-11-years/spelling-and-grammar">https://www.topmarks.co.uk/english-games/7-11-years/spelling-and-grammar</a></p>	<p><b>Maths Task</b> Please play Time Table Rockstars to practise your fluency!</p>	<p><b>Line of Enquiry Task</b> Please complete your daily Line of Enquiry task and feel free to do any additional learning about the 3Rs (Reduce, Reuse, Recycle) and protecting our Environment.</p>
------------	---	---	---

<b>1</b>	<p><b><u>LO: To generate reasons for and against the use of palm oil</u></b></p> <p><a href="https://www.bbc.co.uk/newsround/39492207">https://www.bbc.co.uk/newsround/39492207</a></p>  <p><b>Palm oil is widely used in many household products but environmentalists argue that this farming of oil palm trees is extremely bad for the planet.</b></p> <p>Can you do some of your own research using the internet to find and list a range of reasons for and against the use of palm oil? You could write your findings as a spider diagram or in two columns.</p>	<p><b><u>LO: To learn about months and years</u></b></p> <p><b>Use the link below to find out more about months and years.</b></p> <p><a href="https://www.mathsisfun.com/measure/day-week-month-year.html">https://www.mathsisfun.com/measure/day-week-month-year.html</a></p> <p>There are 365 days in a typical year. Can you explain what is special about a leap year?</p> <p>Write out the months of the year in the correct order starting with January.</p> <p>Now complete the task below:</p> <p><b>2</b> Use the numbers to fill in the gaps in the sentences.</p> <p>There are _____ days in a year.      <span style="border: 1px solid black; border-radius: 50%; padding: 2px 5px;">7</span>      <span style="border: 1px solid black; border-radius: 50%; padding: 2px 5px;">365</span></p> <p>There are _____ months in a year.</p> <p>There are _____ days in a leap year.      <span style="border: 1px solid black; border-radius: 50%; padding: 2px 5px;">4</span></p> <p>There are _____ days in a week.      <span style="border: 1px solid black; border-radius: 50%; padding: 2px 5px;">366</span>      <span style="border: 1px solid black; border-radius: 50%; padding: 2px 5px;">12</span></p> <p>Leap years happen every _____ years.</p>	<p><b><u>Science - LO: To identify recycling symbols used on packaging</u></b></p> <p>Different symbols are used on products to show whether they can be recycled. Look carefully at the list below and have a really good hunt around your home to see how many you can find. When you find a symbol, write down the name of the item you found it on. Give yourself 2 points for each one you find. Remember, these symbols may not be on all the labels – you might need to look on the actual container (maybe on the bottom) to find some of them. Good Luck!</p> <table border="1" style="width: 100%; text-align: center;"> <tr> <td></td> <td></td> <td></td> </tr> <tr> <td></td> <td></td> <td></td> </tr> <tr> <td> BOTTLE GLASS widely recycled</td> <td> TRAY PLASTIC check local recycling</td> <td> FILM PLASTIC not currently recycled</td> </tr> </table>							 BOTTLE GLASS widely recycled	 TRAY PLASTIC check local recycling	 FILM PLASTIC not currently recycled
												
												
 BOTTLE GLASS widely recycled	 TRAY PLASTIC check local recycling	 FILM PLASTIC not currently recycled										

2

**LO: To write a persuasive argument for or against the use of palm oil in products**

**After the research you did yesterday, do you think that we should still use products that contain palm oil?**

Write a persuasive piece of writing explaining your opinion and why you think this. Remember to convince the reader why they should listen to you!

Check out the link below for more top tips on how to write a persuasive argument.

<https://www.bbc.co.uk/teach/class-clips-video/how-to-write-a-persuasive-text/zkcfbdm>

**Persuasive Writing Checklist**

- Introductory paragraph - state the argument.
- Use words such as...  
*Some believe that... In my opinion... Therefore... Moreover...  
For this reason... I feel that... Surely... I am sure that... It is certain...*
- Evidence - say **why** your viewpoint is right. **Facts!**
- Give reasons **for** and **against**.
- Ask questions to get the reader thinking.

© Copyright 2012, www.spellbox.co.uk

**LO: To learn about days and hours in the day**

Can you list the days of the week in order starting with Monday?

There are 24 hours in a day and a day is made up of the different periods of time including morning, afternoon, evening and night.

What are the different things that you do in the morning, afternoon, evening and night? Make a list.

Now complete the task below.

**2** Put the times/events into the correct place on the diagram.

Morning	Afternoon	Evening	Night

Breakfast	Midnight	Midday/ Noon	2 o'clock
Supper	Bedtime	Assembly	Brushing teeth

**Science - LO: To test your knowledge of sustainability and plastics**

Follow this link to a webpage that gives lots of information about sustainability and plastics:

<https://www.bbc.co.uk/bitesize/topics/zshp34j/articles/z6m7vk7>

Take the quiz on the website then answer these questions:

- 1) Give two examples of single use plastics.
- 2) Why is it a problem to put plastic rubbish in landfill sites?
- 3) How long does it take a plastic bag to biodegrade?
- 4) What are two ways that plastic is harmful to wildlife in the oceans?

3

**LO: To research an animal from the Amazon Rainforest and present my findings in a poster**

**Pick an animal that lives in the Amazon Rainforest. You could choose one from the list below.**

<https://www.worldatlas.com/articles/what-animals-live-in-the-amazon-rainforest.html>

Make a bold and colourful poster on your chosen animal.

You could choose to research:

**LO: To make my own clock**

**We will be learning how to tell the time this week. To help you do this, today you should make your own mini clock.**

A paper plate makes a perfect clock shape or you can draw round a bowl to make a circle of card or paper.

Have a look at the video below to help you.

**P.E - LO: to complete a sequence of jumps**

You can play this by yourself or with someone at home! You will need a dice and paper to write your own set of exercises. If you don't have a dice, ask an adult to type 'dice' into Google for you to use.

What does it look like?  
 What its habitat is like?  
 What it eats?  
 Any other special things about the animal?

Jaguars are the **largest** big cats in Central and South America. They are **strong predators** and kill all kinds of animals, from small mice to large deer. Unlike most other big cats, they are good **swimmers** and hunt prey such as turtles, water snakes, and caimans (a type of crocodile) in the **rivers** of the rainforest.

**fun fact**  
 The jaguar is such a powerful predator, it can kill prey with one bite!

**Fact file**  
 Size, up to: 8 ft (2.4m) nose to tail  
 Lives: Central and South America  
 Endangered rating: \*

**Jaguar**

Pattern blends with forest shade



<https://www.bing.com/videos/search?q=making+your+own+clock+chidren&docid=608026356471432673&mid=327DB3556AA5B0797A58327DB3556AA5B0797A58&view=detail&FORM=VIRE>

**How to play:**

- Play with a partner, take turns to roll a dice.
  - Look at the number you have rolled and then complete the correct jumping exercises:
- Roll a 1** – Perform 20 star jumps  
**Roll a 2** – Perform 20 tuck jumps  
**Roll a 3** – Perform 20 pencil jumps  
**Roll a 4** – Perform 20 jumps with a ½ turn  
**Roll a 5** – Perform 20 jumps with a full turn  
**Roll a 6** – Perform 20 squat jumps
- The first player to complete all of the activities listed above is the winner.

This video demonstrates each move:  
<https://www.youtube.com/watch?v=ufTx2tiTVQ&list=PLnwoPgo24bmqV8Y76iXnwYw9T9AlxbqJ&index=25&t=0s>

Challenge: make your own 6 moves and change how many of each!

**4** **LO: To write a non-chronological report about an animal from the amazon rainforest**

**Look at the example below of a non-chronological report.**

This is a report which presents facts all about an animal. See how the author has used titles, sub-headings and pictures to organise their ideas.

Can you write a report about your chosen animal using the facts you found yesterday? This task will take the next two lessons so take your time to finish it carefully!

**LO: To tell the time to the nearest 15 minutes**

<https://www.topmarks.co.uk/time/teaching-clock>

[https://mathsframe.co.uk/en/resources/resource/116/telling\\_the\\_time](https://mathsframe.co.uk/en/resources/resource/116/telling_the_time)

**When we tell the time the large hand tells us the minutes and the smaller hand tells us the hour.**

**Science - LO: Understand the 3Rs**

Watch this video that explains the 3Rs: Reduce, Reuse, Recycle

[https://www.youtube.com/watch?v=OasbYWF4\\_S8](https://www.youtube.com/watch?v=OasbYWF4_S8)

Now sort the items listed below into 3 categories. Which would you be able to reduce, reuse or recycle? You can put the same one in more than one box.

- Old Clothes**
- Drinks Cans**
- Glass Bottle**
- Magazines**
- Mobile Phones**
- Jam Jar**
- Books**
- Food Cartons**
- Batteries**
- Fruit packaging**
- Crisp Packets**



## Emperor Penguins

The emperor penguin is the largest of all the penguins; it is just over 1 metre tall and weighs around 30 kilograms. They have black heads, wings and feet and white bellies. They also have orange patches on their neck and faces. They have thick **blubber** underneath their skin which keeps them warm in the cold weather.

### Habitat

Emperor penguins live in **harsh** places near the seas in Antarctica. It is a very cold and windy place. Some winds can be as fast as 200 miles per hour. Because of this, penguins have **waterproof** feathers to keep dry and extra fat (blubber) to keep them warm. They live in big groups called **flocks**.



### Diet

Penguins have wings but they cannot fly. However, they can swim fast, swimming at around 30 kilometres per hour. They catch their food while they are swimming. They **gather** fish and squid in their beaks which they eat under the water. They use their wings like flippers and **steer** with their tails. They have **sleek** bodies which help them **glide** through the water. Penguins have **predators** of their own. Their enemies are killer whales, leopard seals and sea lions.



classroomsecrets.com  
Emperor Penguins – Y1m/Y2d/Y3e(Purple) – Text

Like this? Find more differentiated Penguins resources [here](#).

hour



long arm on the 12  
1 hour = 60 min

quarter past



long arm on the 3  
1 quarter of an hour = 15 min

half past



long arm on the 6  
1 half hour = 30 min

quarter to



long arm on the 9  
three-quarters of an hour = 45 min

Write the times on the clocks below:



Challenge: Can you add some of your own items to each category?

5

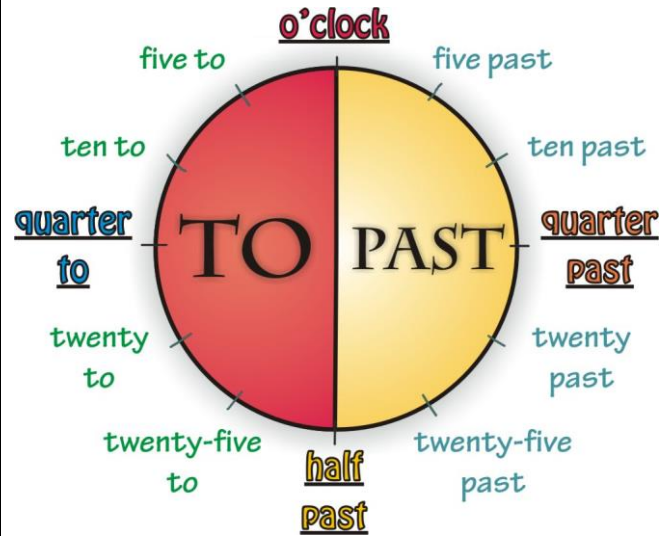
**LO: To write a non-chronological report about an animal from the amazon rainforest**

**Finish your report of your chosen animal.** Make sure you set your work out carefully and neatly. Ensure that you draw or cut and stick pictures of the animal to add some extra detail!

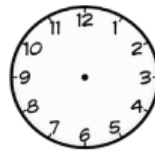


**LO: To tell the time to the nearest 15 minutes**

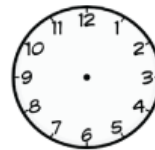
**Practise telling the time to the nearest 15 minutes on your mini clock.**



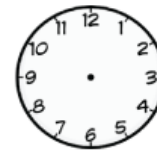
Draw the hands on the clock to show the correct times:



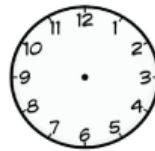
4:45



1:15



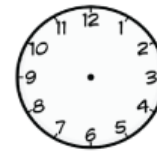
8:15



7:30



6:45



3:15

**Music - LO: To sing or play along to the 3Rs song**

Here's a great song about the 3Rs (Reduce, Reuse, Recycle) by Jack Johnson.

Listen to the song – how many helpful tips about the 3Rs are there in the song? Try jotting them all down.

<https://www.youtube.com/watch?v=d1mFymbRmv4>

If you enjoyed the song, why not make your own recycled shaker with a bottle and some rice (or anything else that 'shakes') then jam along!

6

**LO: To draw a story map to retell an animation**

<https://www.literacyshed.com/the-other-cultures-shed.html>



Watch the animation "Ride of Passage" from the link above.

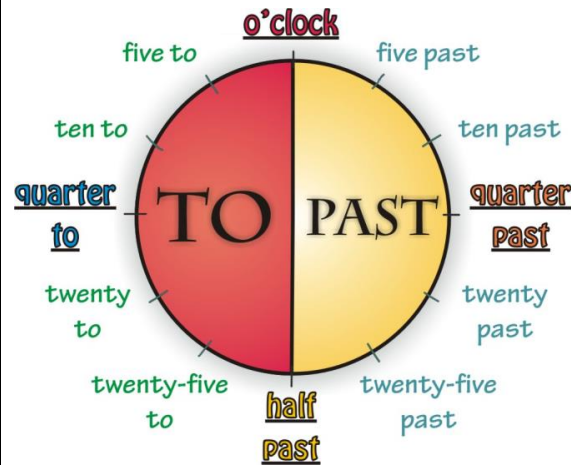
Toki's tribe expects him to bring home the head of the biggest animal possible. In return, he will receive honour and respect. However, this rite of passage does not turn out as planned. With the help of a colourful new friend, he achieves something much bigger.

Now you have watched the story can you draw a story map to show what happened in the story. You can just use pictures or you can use pictures and sentences to help you.

**LO: To tell the time to the nearest five minutes**

<https://www.bing.com/videos/search?q=telling+the+time+to+the+nearest+five+minutes+video&docid=608048329571697086&mid=EAD4A1C936F140C0388FEAD4A1C936F140C0388F&view=detail&FORM=VIRE>

Watch the link above to help you.



Write the times that each of the clocks show:



**Science - LO: To understand which materials can be recycled**

Follow the link to an online recycling game.

Think carefully about which materials you think can be recycled and which one get thrown into landfill sites.

<http://wiseuptowaste.org.uk/recycle/what-can-i-recycle-at-home/waste-or-recycling-game/>

Were there any materials that you were surprised by?



7

**LO: To research and investigate the life of tribes in the Rainforest**

Think about the animation you watched yesterday with Toki's story.

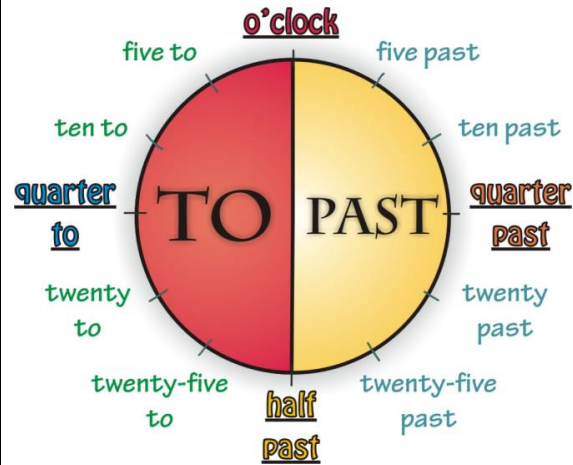


Use the internet to research more about Tribes living in the Amazon Rainforest.  
Can you find out about where Toki might live?  
Does he go to school?  
What he might eat?

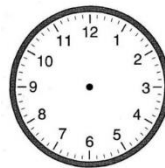
You can present your findings in any way you wish!

**LO: To tell the time to the nearest five minutes**


Practise telling the time to the nearest 5 minutes on your mini clock.




Draw the hands on the clock to show the correct times:



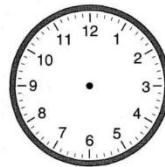
9:15



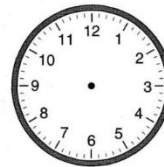
4:10



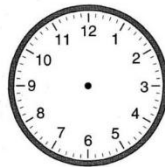
8:05



1:40



10:20



6:25

8

**LO: To write in diary entry in character as Toki using the first person**

**LO: To learn about the differences between AM and PM**

**Art and Design - LO: To draw a poster for the 3Rs**



You have been learning about how and why we should use the 3Rs to stop so much rubbish ending up in landfill dumps.

Use what you know to design and draw a poster that promotes the 3Rs.

**Art and Design - LO: To collect materials for junk modelling**

Re-watch Toki's story using the link below.

<https://www.literacyshed.com/the-other-cultures-shed.html>



Now you know more about Toki's life, can you write a diary entry for a day in the life of Toki? What is his daily life like?

Watch the video on a day in the life of a tribesman to help inspire you.

<https://www.bing.com/videos/search?q=day+in+the+life+of+someone+who+lives+in+a+tribe&docid=608010409306359977&mid=A4FD73E792D7A1883DBFA4FD73E792D7A1883DBF&view=detail&FORM=VIRE>

**The morning is called AM and the afternoon or evening is called PM.**

Write a list of all the daily activities that you do throughout the day. E.g. Brush my teeth, have a bath, go to school etc.

Sort them into two lists (AM and PM). Are there any activities that belong on both lists?

Challenge activity:

Sort the times from latest to earliest.

5:30PM	9:45AM	9:45PM	10:23AM
7:31AM	10:13PM	8:30AM	6:32AM
0:24AM	8:55PM	2:11AM	7:40AM

There are loads of creative ways we can reuse our rubbish. One of these is to make models using junk!

Here are some examples of animals that children have made using everyday objects that get thrown away.



Your task today is to collect items that you could use to build a junk modelled animal. Think about what could be useful but please be careful collecting any rubbish – only use items from your own home, make sure they are clean enough to pick up and if you can, give everything a good wash too.



**Colloquial Language**  
You should try to use chatty/informal language.

**Follow a "Diary Style"**  
Start each entry with a date and "Dear Diary".

**First person**  
Remember to use personal pronouns (in particular: I/We)

**Chronological order**  
Your diary should be in time order, using adverbials.

**HOW TO WRITE A: DIARY**

**Self-reflection**  
Try to include your thoughts, feelings, opinions and hopes (inside speech marks).

**Past Tense**  
A diary is about what has already happened.

**Detailed descriptions**  
Remember to use more than one sense, to make your description more imaginable. Similes and metaphors can also be effective.

9 **LO: To retell Toki's story in my own way**

Re-watch Toki's story using the link below.

<https://www.literacyshed.com/the-other-cultures-shed.html>



Using your story map to help you, can you retell the story of Toki's great adventure?

You could write the story in your own words or you could even film yourself retelling the story in a recording.

Get creative and think outside the box!

**LO: To learn about the 24-hour clock**

<https://www.theschoolrun.com/what-are-the-12-hour-and-24-hour-clock>

**The 24-hour clock is another way to tell the time. You often see this on a digital clock.**

When reading the time digitally, you can use the 24 hour clock.  
 AM = 12.00 o'clock midnight till 12 o'clock midday (morning)  
 PM = 12 midday till 12 midnight (afternoon / evening)

AM 1:00 2:00 3:00 4:00 5:00 6:00 7:00 8:00 9:00 10:00 11:00 12:00  
 PM 13:00 14:00 15:00 16:00 17:00 18:00 19:00 20:00 21:00 22:00 23:00 00:00

Create a diary using pictures to show your day from waking to going to bed. You could use your list from yesterday if you like!

Put digital times on each event using the key above to help you.

**Art and Design - LO: To build a junk modelled animal**

Now that you have collected all the materials you need. Have a go at designing and building your own animals.

It would be great to see some pictures of your amazing creations, so please send them into our home learning email: [homelearning@novaprimaryschool.co.uk](mailto:homelearning@novaprimaryschool.co.uk)

10

**LO: To write and illustrate a rainforest themed poem**

To finish off your week's learning on the Amazon Rainforest have a go at writing your very own poem based on the Rainforest.

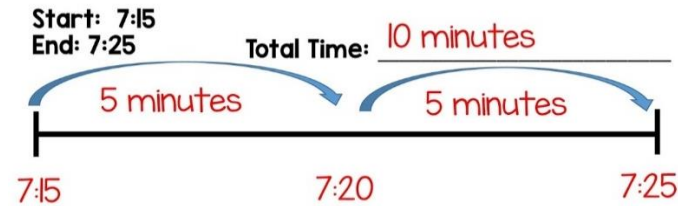
You could choose one of the types of poem from the list below or even make up your own one.



You could relate it to animals, palm oil or even Toki. Please write and illustrate your poem and make it as colourful and bold as you can!

**LO: To solve time duration problems**

Use a blank number line or your mini clock to help you count on in hours and answer the time problems below.



1. I start swimming at 5 o'clock and swim for 1 hour. What time do I finish?
2. I go to a party at 4 o'clock. The party lasts for 2 hours, what time does it end?
3. Our maths lesson starts at 9 o'clock and lasts for 1 and a half hours. What time does it end?
4. A football match starts at 6 o'clock. They play for 1 and a half hours, what time does the game end?
5. I go shopping at 12 o'clock. I shop for 2 and a half hours, what time do I finish?
6. I start reading my book at 7 o'clock. I read for half an hour, what time do I finish reading?

**French - LO: To learn the French words for the fingers**

This video gives the names of the different fingers. Can you learn them all?  
<https://www.youtube.com/watch?v=ucOkATnCnck>

Watch the video presentation on the school website.

Illustrate each of your words with a funny picture:

*Oui !*

*Non !*

*C'est Cardiff?*

*C'est Édimbourg ?*

*C'est Londres ?*

*C'est Belfast ?*

*C'est Paris?*

## Commonly Misspelt Words

allowed awhile believe breakfast brought cannon can't caught centre chocolate clothes couldn't didn't different	disappeared doesn't dollars don't everybody everyday everywhere excited favourite field friends front grabbed having	holidays hopped hospital instead lightning luckily nearly police present probably quiet scared second someone	stopped straight they're threw tomorrow video wasn't watch weren't we're whole won't you're
--	---	--	---