






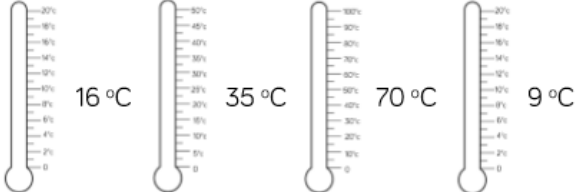
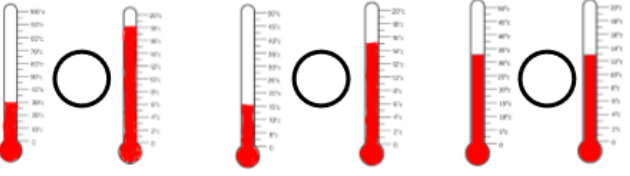



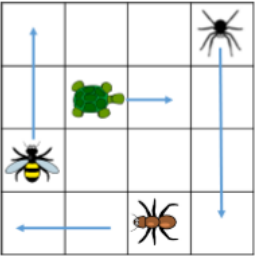





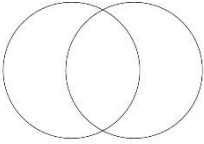






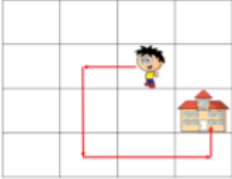


## Year 2 Nova Home Learning

Day	Writing Task	Maths Task	Line of Enquiry Task
1	<p><b><u>LO – To read and recite poetry</u></b></p> <p><a href="https://www.storynory.com/the-moon-song/">https://www.storynory.com/the-moon-song/</a></p> <p>Listen and read along to ‘The Moon Song’ poem by Robert Louis Stevenson. Can you sing along to the tune?</p> <p>Practise and perform with someone in your house.</p> <p>Can you draw some illustrations that match the words?</p>	<p><b><u>LO: To compare the mass of different objects</u></b></p> <p>Using any scales you have at home weigh 6 of your favourite toys. If you don’t have any scales have a look at this website and make your own. <a href="https://www.wikihow.com/Make-a-Balance-Scale-for-Kids">https://www.wikihow.com/Make-a-Balance-Scale-for-Kids</a></p> <p>Can you order your toys from heaviest to lightest?</p> <p>Fill in this sentence: The.....is heavier than the.....but lighter than the.....and.....</p>	<p><b><u>Geography LO: To label the world’s seven continents and five oceans on a map.</u></b></p> <p>Watch ‘Continents &amp; Oceans’ (ABC Mouse) at <a href="https://youtu.be/gFIS3aLQPfs">https://youtu.be/gFIS3aLQPfs</a>. Discuss; Which continents and oceans can you recall? What are their key features?</p> <p>Label the world’s seven continents and five oceans on the attached map. Use a map, atlas or globe to help you.</p> <p>Extension: Play the ‘Continents &amp; Oceans Quiz’ (Seterra) at <a href="https://online.seterra.com/en/vgp/3287">https://online.seterra.com/en/vgp/3287</a></p>
2	<p><b><u>LO – To identify rhyme</u></b></p> <p>Read or sing along to ‘The Moon Song’. Can you spot the rhyming words? Write out the pairs of rhyming words?</p> <p>What do you notice about the pairs of rhyming words?</p> <p>Can you think of any more words to rhyme with the ones you have collected? Write them down.</p>	<p><b><u>LO: To compare the volume and mass of objects</u></b></p> <p>Whilst out on your walk can you find some objects to take home and weigh?</p> <p>Can you find the heaviest stick?</p> <p>The lightest leaf?</p> <p>The heaviest stone?</p> <p>The lightest flower</p> <p>Order the things you have found from heaviest to lightest.</p>	<p><b><u>Geography LO: To label the countries and capital cities of the United Kingdom.</u></b></p> <p>Watch ‘Welcome to the UK’ (BBC Bitesize) at <a href="https://www.bbc.co.uk/bitesize/topics/zyhp34j/articles/z4v3jhv">https://www.bbc.co.uk/bitesize/topics/zyhp34j/articles/z4v3jhv</a>.</p> <p>Play the online games; Can you name and locate the countries and capital cities in the UK?</p> <p>Label the countries and cities of the United Kingdom on the attached map. Use a map, atlas or globe to help you.</p> <p>Extension: Can you label the oceans and seas which surround the UK? Use map, atlas or globe to help you.</p>

<p>3</p>	<p><b><u>LO – To identify nouns and verbs</u></b></p> <p>Use the poem to make a list of what happens at night. Then circle the nouns and underline the verbs.</p> <p>For example –</p> <p><b><u>Night</u></b></p> <p><u>Birds</u> <u>asleep</u></p> <p><u>Children</u> <u>close</u> their eyes</p> <p>Can you add your own ideas to the list?</p>	<p><b><u>LO: To compare the volume of containers</u></b></p> <p>Choose 3 different containers (cups, jugs, bowls etc) Which container has the largest capacity? Using water or rice, make each container: one quarter full, half full, three-quarters full.</p> <p>Complete the sentences:</p> <p> The bottle can fill ____ mugs.</p> <p> The pot can fill ____ mugs.</p> <p>Use other containers to investigate how many mugs of water they take to fill.</p>	<p><b><u>Geography LO: To describe the seasonal weather changes in the United Kingdom.</u></b></p> <p>Watch 'Seymour Seasons' (BBC Bitesize) at <a href="https://www.bbc.co.uk/bitesize/topics/zp397ty/articles/zbpc47h">https://www.bbc.co.uk/bitesize/topics/zp397ty/articles/zbpc47h</a>. Play the online games; Can you order the four seasons? How many correct answers can you get in the seasons quiz?</p> <p>Use a range of textiles to create a piece of artwork which describes key characteristics of the four seasons we experience the United Kingdom.</p> <div style="display: flex; justify-content: space-around;">   </div> <p>Sing 'Seasons Song' (Have Fun Learning) at <a href="https://youtu.be/8Zipl6fgYSY">https://youtu.be/8Zipl6fgYSY</a>.</p>
<p>4</p>	<p><b><u>LO – To use descriptive language</u></b></p>  <p>Take a look at some pictures of the moon or look at the moon (if you have a late night/early morning!) What does it look like?</p> <p>With a grown up, think of some words to describe it. You could use an online thesaurus to expand your vocabulary. As well as finding some adjectives</p>	<p><b><u>LO: To compare the volume of containers</u></b></p> <p>Choose a selection of different sized containers. Decide how you will measure how much liquid each container can hold. Order your containers from smallest to largest. Compare the containers using &lt;, &gt; or =</p> 	<p><b><u>Geography LO: To compare the seasonal weather in the United Kingdom and Africa.</u></b></p> <p>Watch the 'Bringing the Rain to Kapiti Plain' (Verna Aardema) at <a href="https://www.youtube.com/watch?v=aFCd1Bcghs">https://www.youtube.com/watch?v=aFCd1Bcghs</a>. Discuss: What seasons does the Africa experience? What are characteristics of seasons in Africa? How is this similar and different to the seasons in the United Kingdom?</p>  <p>Create a dual concertina image. One side showing your favourite season in the UK and the other showing a season in Africa.</p>

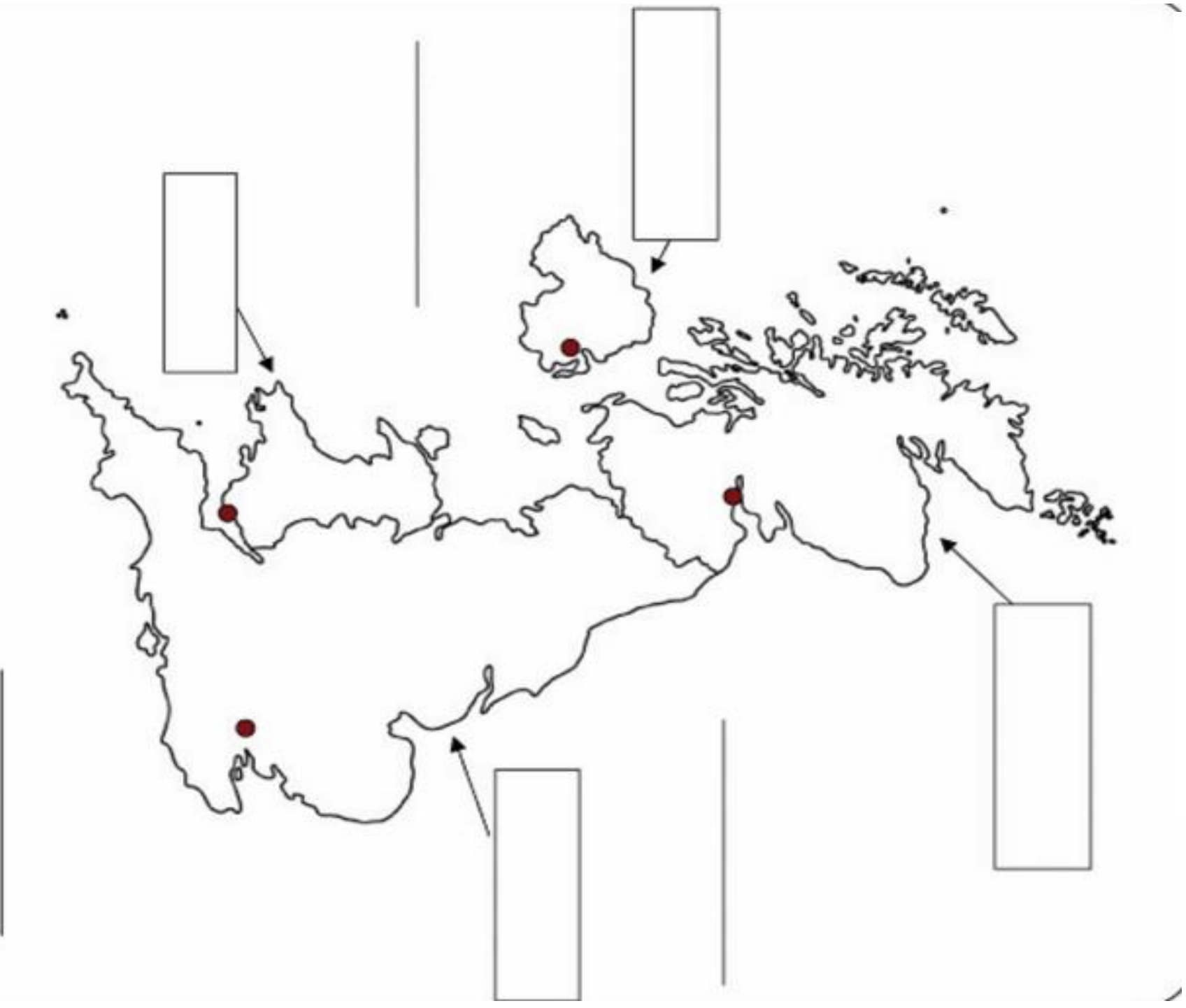
<p>(describing words), you can think of some verbs (doing words) to describe what it does and some similes.</p> <p>For example –</p> <p>Adjectives – white, silver, round</p> <p>Verbs – shining. Beaming</p> <p>Similes - as round as a ...</p> <p>As dark as a ...</p>		<p>Extension: Sing 'The Rain Song' traditionally from Zimbabwe: <a href="https://youtu.be/jIHRIMxGDxw">https://youtu.be/jIHRIMxGDxw</a>. Create your own rain song using your djembe drum.</p>
<p>5</p> <p><b><u>LO – To write a description</u></b></p> <p>Using the vocabulary that you have learned this week, write your own description of night time. Remember to describe the moon, what it is shining on and what else is happening at night. Can you draw some pictures to go with your night-time description? Get your adult to take a photo of your poem and send it to your teachers at the school home learning email account.</p>	<p><b><u>LO: To read a scale on a thermometer</u></b></p> <p>Complete the thermometers to show the temperatures.</p>  <p>16 °C      35 °C      70 °C      9 °C</p> <p>Compare the temperatures using &lt;, &gt; or =</p> 	<p><b><u>MUSIC: AFRICAN DRUMMING LESSON</u></b></p> <p>Access your African drumming course by following the link: <a href="https://www.inspire-works.co.uk/home-school-online-learning">https://www.inspire-works.co.uk/home-school-online-learning</a></p> <p>Username: nova@inspire-works.co.uk Password: NovaPS2</p>  <p>Complete course at your own pace. Please email us a video of you practising your African drumming.</p>
<p>6</p> <p><b><u>LO - To use the sounds I know to spell new words</u></b></p> <p>What have you been doing during the lockdown? Make a list of all the things that you have enjoyed doing and draw some pictures as well.</p>	<p><b><u>LO: To describe movement using words 'backwards', 'up', 'down', 'left', 'right'</u></b></p> <p>Hide an object somewhere around your house or in your garden. Using the words forwards, backwards, left and right, give someone from your house some instructions to follow to find the object. When they find it it's their turn to hide something and give you instructions to find it.</p>	<p><b><u>Geography LO: To identify natural and man-made features of the place in which I live.</u></b></p> <p>Sing 'Everyday Materials' (BrainySongs) at <a href="https://youtu.be/ErnhTr0A9pw">https://youtu.be/ErnhTr0A9pw</a></p> <p>Play Activity 3: Sorting Materials at <a href="http://www.crickweb.co.uk/ks1science.html#materials2d">http://www.crickweb.co.uk/ks1science.html#materials2d</a></p> <p>Find and record <i>at least</i> 10 natural or man-made objects in your home and/ or garden. Discuss; Do you have more man-</p>

			<p>made or natural objects in your home? Did you find any objects that were made by man from natural materials?</p> <p>Extension: Draw and label a picture of the area in which you live. What natural and man-made things can you find?</p>
<p>7</p>	<p><b><u>LO – To write a letter</u></b></p> <p>Look at the writing and pictures you did yesterday and use these ideas to write a letter to a relative or family friend telling them about your time at home in lockdown. Discuss who this could be with your adult.</p> <p>This is how you should set out the letter –</p> <p style="text-align: right;">You address</p> <p>Dear/To _____,</p> <p>How are you? ....</p> <p>...</p> <p>...</p> <p>Please write back and tell me ...</p> <p style="text-align: right;">From,</p> <p style="text-align: right;">_____</p>	<p><b><u>LO: To describe movement using words ‘backwards’, ‘up’, ‘down’, ‘left’, ‘right’</u></b></p> <p>Complete the stem sentences to describe the movements made.</p> <p>The  has moved 1 square _____.</p> <p>The  has moved ___ squares _____.</p> <p>The _____ has moved 2 squares up.</p> <p>The _____ has moved ___ squares down.</p>   <p>Record these movements on the grid using arrows.</p> <p>The  moves 1 square right.</p> <p>The  moves 3 squares forward.</p> <p>The  moves 1 square down.</p> <p>The  moves 1 square up.</p>	<p><b><u>Geography LO: To describe the natural and man-made features of an African village.</u></b></p> <p>Locate Kenya on a map of Africa. Compare the attached images of Kenya and the United Kingdom. What natural and man-made features can you see in the images?</p>  <p>Complete a Venn diagram to show similar and different features of villages on African and the United Kingdom.</p>  <p>Extension: Can you make an African style hut from recyclable materials found in your home?</p>
<p>8</p>	<p>Take 2 days to write the letter so it is really neat and you have time to draw pictures and colour them in. Hopefully you will get a reply!</p>	<p><b><u>LO: To describe turns using the language ‘full turn’, ‘half turn’, ‘quarter turn’, ‘three-quarter turn’, ‘clockwise’ and ‘anticlockwise’.</u></b></p> <p>It’s time to practise your twirling!</p> <p>Can you do a three quarter turn? An anticlockwise turn? A clockwise turn?</p> <p>Describe how the triangle has turned each time.</p> <p> The triangle has made a _____ turn _____.</p> <p> The triangle has made a _____ turn _____.</p> <p> The triangle has made a _____ turn _____.</p>	<p><b><u>Design &amp; Technology LO: To design and make a football from man-made materials.</u></b></p> <p>Watch ‘Uganda Children Playing Football with Wadded Plastic Bags’ (The Daily Noose) at <a href="https://youtu.be/eWiZcUDprKw">https://youtu.be/eWiZcUDprKw</a>. Discuss; What have the children made? What materials have they used to make it?</p> <p>Watch ‘How to Make a Plastic Bag Football’ (Send a Cow) at <a href="https://vimeo.com/39763894">https://vimeo.com/39763894</a>. Collet the materials you need to make own your plastic bag football (including newspaper, plastic bags and string) and follow the instructions.</p>

			<p>As you make your plastic bag football, review the effectiveness of your design and make necessary adjustments.</p>
<p>9</p>	<p><b><u>LO – To read with fluency and expression</u></b></p> <p>Ask your adult to register to read the e-books on <a href="https://www.oxfordowl.co.uk/">https://www.oxfordowl.co.uk/</a></p> <p>It is free, you just need to register.</p> <p>Find and read or listen to the book called ‘The Wrong Letter’.</p>	<p><b><u>LO: To describe and record directions</u></b></p> <p>Describe the route Dennis takes to school.</p>  <p>Draw the route to show these directions.</p>  <p>Forward 1 square. Turn left.  Forward 1 square, quarter turn anti-clockwise.  Forward 1 square. Make a quarter turn clockwise.  Forward 1 square. Make a three quarter turn anti-clockwise. Forward 3</p>	<p><b><u>Design &amp; Technology LO: To test and evaluate a football from man-made materials.</u></b></p> <p>Test and evaluate your plastic bag football in a range of conditions including on grass, cement. Ask:</p> <ul style="list-style-type: none"> <li>• Are all parts secure?</li> <li>• Is the ball too light or hard?</li> <li>• Is the ball too small or large?</li> <li>• How would you change the design so that it is more effective next time?</li> </ul> <p>Extension: Can you think of any other ways the used materials (newspaper, plastic bags and string) could be re-used?</p>
<p>10</p>	<p><b><u>LO – To write a letter based on a story</u></b></p> <p>Think of 2 sports that would be funny if there was a mix up like in yesterday’s story. Write 2 short letters (like on P.7 &amp; 8) to each child in the story (or make up your own characters) and then draw a picture and talk about what would happen when they arrive at their sporting event!</p>	<p><b><u>LO: To describe and record directions</u></b></p> <p>Using all of the new skills you have learnt this week can you draw a map and give directions from your house to school? Or from your house to your favourite park or shop.</p> <p>Don’t forget to use these words</p> <p>Forwards, backwards, up, down, left, right, full turn, quarter turn, half turn, anticlockwise, clockwise.</p>	<p><b><u>MUSIC: AFRICAN DRUMMING LESSON</u></b></p> <p>Access your African drumming course by following the link: <a href="https://www.inspire-works.co.uk/home-school-online-learning">https://www.inspire-works.co.uk/home-school-online-learning</a></p> <p>Username: nova@inspire-works.co.uk</p> <p>Password: NovaPS2</p>  <p>Complete course at your own pace. Please email us a video of you practising your African drumming.</p>

Geography LO: To label the world's seven continents and five oceans on a map.





1. Write the name of each country in the boxes.
2. Label the capital cities (shown by dots).
3. Label the seas/oceans that surround the United Kingdom.



**UK**



**A farm**

**Kenya**



**A house**



**People having fun together**

