
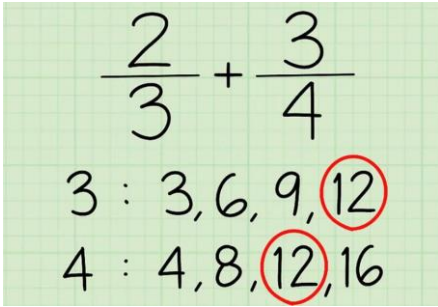
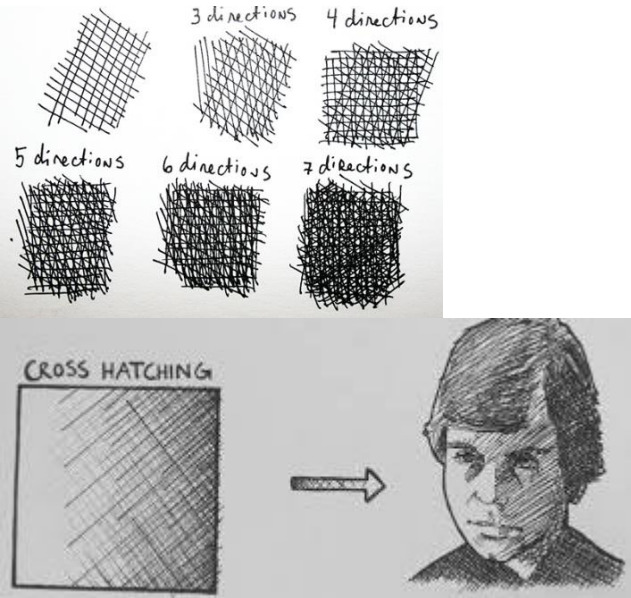





Year 6 Nova Home Learning- Week 5 (Monday 18<sup>th</sup> May- Friday 22nd May)

Day	Writing Task	Maths Task	Line of Enquiry Task
1	<p><b>LO: To use prepositions in my writing.</b> Have a go at continuing this story.</p>  <p><b>The mysterious shadow story starter</b></p> <p>It happened in the dead of night. The garden light illuminated the person, casting a mysterious shadow. As silent as a whisper in the night, the figure stealthily crept towards the green, wooden doors. Click... Seeing the padlock pop open as expected, the figure slipped the slender bolt across into its resting position. The doors groaned loudly but the coast seemed clear. Resuming their mission, the shadow slipped inside the room. There</p>	<p><b>LO: To add and subtract fractions with different denominators</b> Complete 8D from the arithmetic ninja pack. Remember to find the common multiples of the denominator first e.g.</p>  <p><i>The arithmetic ninja pack has a link to youtube for help if needed.</i></p>	<p><b>ART LO: To use cross hatching when shading</b> Cross hatching is a shading skill we have looked at previously. Practise this skill then create your own sketch. You can choose the subject.</p> 

<p>it was. This was the sight and moment they had been waiting for...</p> <p><u>Sentence challenge!</u></p> <p>A preposition is a word which shows the relationship between one thing and another. It may tell you where a thing is in relation to something else. E.g. The silver, shining bolt was <b>on</b> the door. It may tell you when something is in relation to another event. E.g. She refused to leave the room <b>until</b> she knew the coast was clear.</p> <p>Is it possible to begin a sentence with a preposition? What punctuation may be needed in your sentence opener? Can you find the prepositions in the story start and your writing?</p>		
<p>2 <u>LO: To use colons to add detail.</u></p> <p>A colon can be used to add some more information about something mentioned earlier in the sentence. For example:</p> <p>He wanted just one thing: revenge.  She knew what her one wish would be: the ability to turn everything into gold.</p> <p><u>Where could a colon be placed in these sentences?</u>  I decided it was time to leave I needed to avoid the evening traffic jam.  The secret room was accessed by only one thing the password!  Iceman had only one weakness fire!  Year 6 teachers demand only two things from their students hard work and determination.</p>	<p><u>LO: To add 3 fractions with different denominators</u></p> <p>Complete 8E from the arithmetic ninja pack.</p> <p><i>The arithmetic ninja pack has a link to youtube for help if needed.</i></p>	<p><u>PE : To develop athletics skills</u>  Set yourself some athletics challenges. You could choose from these ideas or think of your own:</p> <ol style="list-style-type: none"> <li>1) <u>Sprint time.</u> Decide on your sprint distance (up the stairs, along a path, down your street) Time your fastest sprint over the distance. Allow yourself a rest period then try to beat your time.</li> <li>2) <u>Standing jump.</u> From a standing position, swing your arms and jump forwards as far as you can. Measure the distance then try to improve on it.</li> <li>3) <u>Step ups.</u> Find a step or stair. Give yourself one minute to complete as many step ups as you can. Up</li> </ol>

	<p>Challenge: Write 8 more sentences that use colons in the same way.</p>		<p>and down counts as one! Rest then try to beat your score.</p>
<p>3</p>	<p><b><u>LO: To use verbs to start sentences</u></b>  Verbs at the beginning of sentences create a sense of action and urgency.  Example:  <b>Sprinting</b> wildly, Joe crashed through the garden fence as he escaped from his pursuers.  <b>Hammering</b> the nail into the wood, Hannah desperately tried to finish her raft before the water rose any further.</p> <p>Did you notice that a comma is needed in your sentence opener?  Adverbs such as wildly and desperately can also add a sense of panic and urgency in the sentence too!</p> <p>Have a go at writing 8 sentences like this.</p>	<p><b><u>LO: To add mixed number fractions</u></b></p> <p>Complete 8F from the arithmetic ninja pack.</p> <p><i>The arithmetic ninja pack has a link to youtube for help if needed.</i></p>	<p><b><u>Science LO: To research how light travels and how we see things.</u></b></p> <p><b>How We See Things Clips</b></p> <div data-bbox="1496 528 1749 671">  </div> <p>Light travels in straight lines  DURATION: 01:01</p> <div data-bbox="1496 759 1756 911">  </div> <p>The human eye and how it works  DURATION: 01:28</p> <p>Use these clips and your own research to find out how light travels and how the human eye works. Make notes in your book, including diagrams.  <a href="https://www.bbc.co.uk/programmes/p0118jbj">https://www.bbc.co.uk/programmes/p0118jbj</a></p>

4

**LO: To use the 5 senses in my writing to add detail.**

The 5 senses are: taste/touch/sight/hear and smell. As you continue the story try to add detail with the 5 senses.

Example: Inside the transparent flask, the potion hissed as a pungent aroma like rotten eggs filled the air.



**The potion story starter**

Professor Plum had been locked away in his laboratory for days now, barely even stopping to eat or drink. Just a few more hours, then his potion would be ready...

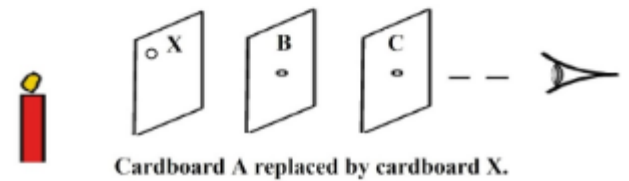
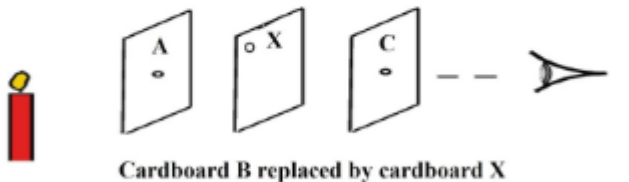
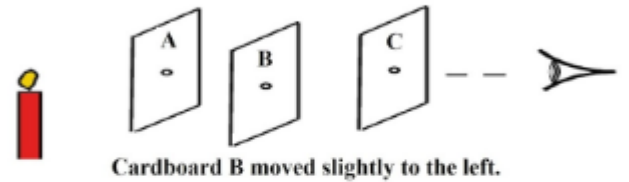
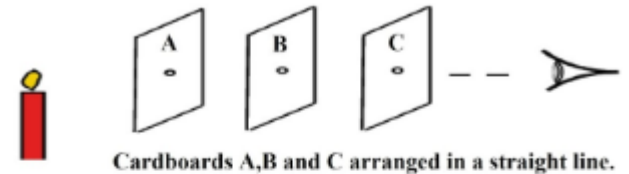
**LO: To subtract mixed number fractions where borrowing from one whole is required**

Complete 8G from the arithmetic ninja pack.

**LO: To understand that light travels in a straight line**

Think about the investigation below and how light travels. Is the candle flame visible to the eye or not visible?

Experimental set-up



5

**LO: To write an instructional text**

Use yesterday's idea of making a potion to write a set of instructions.

What is the potion being made for?

What ingredients are needed?

How will you set out your text on the page?

Which imperative (bossy) verbs will you use?

**How can you entice the reader to engage with your writing? Example:**

Are you fed up with your parents telling you that your bedroom is a tip? Well, with just a few simple

ingredients this should never be a problem again!

Sprinkle a few drops of this transformation potion

around your room and to all adults it will seem as

though they have stepped inside a spotless palace!

Want to find out how to make this life changing potion?

Then read on my friends...

**LO: To multiply a fraction by another fraction**

Complete 9A from the arithmetic ninja pack.

Why not challenge yourself to finish the pack over the next few days – there's only a few pages left!  
We know you can do it!

**PSHE LO: To consider the amount of sugar in popular food items.**

We all know that we should eat less sugar. Can you rank these foods from highest amount of sugar contained in them to lowest amount of sugar?



Chocolate biscuit



Can of cola



Sugary cereal (without milk)



Packet of ready salted crisps



150ml glass of orange juice



Slice of pizza



Half a can of baked beans



45g of salted peanuts



Wheat biscuit cereal (without milk)