



Year 3 Nova Home Learning

Year 3 Nova Home Learning			
Day	Writing Task	Maths Task	Line of Enquiry Task
1	<p><u>LO: To plan your own mythical story</u></p> <p>To begin with this term, we will be building off what we did in school by planning and writing our own short stories!</p> <p>Our first job is to create our story map so we know which order our story goes in. A story map is a chronological map which shows the sequence of events in our stories.</p> <p>Have a look on http://www.pobble365.com/ to get some inspiration for you story this week.</p> <p>Create a story map using one of the pictures as inspiration. Your story can't be more than 500 words long.</p> <div style="text-align: center; margin-top: 10px;">  </div>	<p>Have a look at these items and their prices. How many ways can you spend £2 and 50p?</p> <div style="text-align: center; margin: 10px 0;">  </div> <p>How will you lay out your answers clearly?</p>	<p><u>LO: To introduce our new line of enquiry.</u></p> <p>This term, in Line of Enquiry, we are answering the question 'Why should we care about the environment?'. Can you think of some questions you would like to answer during this term? Write them down and use the internet to try and answer them as best you can ready to share when we are back in school.</p>
2	<p><u>LO: To generate noun phrases</u></p> <p>A noun phrase is a noun and an adjective(s).</p> <p>i.e: Pink jumper or the tall, dark building.</p> <p>Generate 5-10 noun phrases that you could use in your story.</p> <p>Add these to your story map under the pictures you are describing.</p>	<p><u>LO: To use column addition accurately</u></p> <p>Add these numbers using your knowledge of column addition:</p> $738 + 146 = \quad 741 + 122 = \quad 785 + 225 =$ $748 + 134 = \quad 913 + 224 = \quad 227 + 462 =$ <p>Remember to line your digits up accurately and always start adding from the ones column.</p>	<p><u>LO: To use an atlas</u></p> <p>Can you find South America on an Atlas? This is a continent we are looking at in detail this term, in particular the Amazon Rainforest!</p> <p>What is the weather like in comparison to England? How is the climate different? Are there any interesting facts that you have been shocked by?</p>

$$\begin{array}{r}
 38 \\
 + 93 \\
 \hline
 131 \\
 \hline
 1
 \end{array}$$

If you don't have an atlas, perhaps you could use google earth to locate some countries in South America? <https://www.google.com/maps>

Sing the 7 Continents Song
<https://www.youtube.com/watch?v=K6DSMZ8b3LE>

3 LO: To write the introduction of a story using fronted adverbials

Today is the day you're going to begin writing your short stories. Look at the first few pictures from your story map where you are introducing the characters and the setting. Use these to help you write your introduction. Remember to be as detailed as you can! The introduction is how your reader gets to know your characters.

- Include the following features:
- Fronted adverbials
 - Exclamation marks
 - Capital letters and full stops

Make sure you send in your story introduction, I'd love to read them.

Parents/carers: have a look at these videos to show you what goes in each section.

<https://www.youtube.com/watch?v=LvoBoY4uLjl>

<https://www.youtube.com/watch?v=NpWHZJZQDSE>

This examples of fronted adverbial is might help also:

LO: To use column subtraction

Subtract these numbers using your knowledge of column subtraction:

682 - 521 = 748 - 516 = 783 - 272 = 926 - 615 =
 586 - 483 = 884 - 713 = 574 - 452 = 792 - 651 =

$$\begin{array}{r}
 1) \quad 9 \quad 8 \\
 - \quad 1 \quad 7 \\
 \hline
 \quad 8 \quad 1
 \end{array}$$

Remember to line your digits up accurately and always start subtracting from the ones column.

LO: To create an information poster about the Amazon Rainforest

Using what you found out yesterday, can you create a poster telling me some of the key information you learnt?

	<p><i>Before the sun came up, he ate his breakfast.</i> <i>All night long, she danced.</i> <i>As fast as he could, the rabbit hopped.</i> <i>Under the clock, he stood and waited.</i> <i>By the train station, we met.</i></p> <p>A fronted adverbial always starts at the front of a sentence and tells the reader where, why or how something happened.</p>		
4	<p><u>LO: To write the build-up of your story using noun phrases</u></p> <p>Continue your story by writing the build-up (introduce the problem your character will face). Look at the pictures that lead up to your characters' problem. Remember, you are not actually writing the problem yet.</p> <p>Use the following features:</p> <ul style="list-style-type: none"> - Noun phrase - Question mark - Capital letters and full stops <p>Parents: This is the section children usually find the most difficult. Watch these short videos explaining what things you should include in your build up/rising action (I'll apologise in advance for the cheesy song).</p> <p>https://www.youtube.com/watch?v=LvoBoY4uLjl</p> <p>https://www.youtube.com/watch?v=NpWHZJZQDSE</p>	<p><u>LO: To use the equals symbol correctly</u></p> <p>Have a look at these number sentences: $2 \times 4 = 5 + 3$ $2 \times 4 = 10 - 2$ $2 \times 4 = 4 \times 2$ $2 \times 4 = 8$</p> <p>How many ways can you complete this number sentence? $5 \times 6 = \underline{\quad}$</p> <p>Is it possible to find them all?</p>	<p><u>LO: To research deforestation and its effects</u></p> <p>One of the biggest threats to the rainforest is deforestation.</p> <p>Why are we cutting trees down at such an alarming rate?</p> <p>What is the impact to the environment?</p> <p>Create an information poster answering these questions. Add anything you find interesting to this as well.</p> <p>Deforestation happens all over the world, however try to focus your research to the Amazon Rainforest.</p>
5	<p><u>LO: To write the climax of your story using short sentences</u></p> <p>Continue your story by writing the climax of your story (the exciting bit where your character solves the problem). Look at the pictures on your story map where the 'exciting bit' or 'turning point' is. Use these to help you out.</p> <p>Use the following features:</p> <ul style="list-style-type: none"> - Short sentences - Commas in a list - Capital letters and full stops 	<p><u>LO: To multiply TO x O using a formal method of multiplication</u></p> <p>Use your knowledge of column multiplication to solve these problems.</p> <p>$21 \times 3 =$ $33 \times 2 =$ $16 \times 4 =$ $32 \times 6 =$ $59 \times 3 =$</p> <p>$62 \times 6 =$ $21 \times 4 =$ $53 \times 8 =$ $19 \times 3 =$ $22 \times 6 =$</p> <p>https://www.youtube.com/watch?v=SfxULALs_u8</p>	<p><u>LO: To evaluate artists</u></p> <p>Have a look at the pictures created by Henri Rousseau. What do you like about these pictures? What do you dislike? Are there any common themes you can see?</p>

	<p>When do we use a commas?</p> <p>In a list. Example: We bought apples, bananas, pears and grapes. (Note: no comma before "and" in a list of single items)</p> <p>Here are the videos again to remind you about each section:</p> <p>https://www.youtube.com/watch?v=LvoBoY4uLjl</p> <p>https://www.youtube.com/watch?v=NpWHZJZQDSE</p>		
6	<p><u>LO: To write an ending to your story using subordinating conjunctions</u></p> <p>Finish off your story (a resolution is reached and your main character has learnt something or changed something). Use the following features:</p> <ul style="list-style-type: none"> - Subordinating conjunctions - Speech (don't forget your speech sandwich) - Capital letters and full stops <p>Once you've finished, try editing your work. Look out for capital letter and punctuation errors and use your success criteria to ensure you have included all your features.</p> <p>Capital letters and full stops are an absolute must (you may have noticed I included it in each section's success criteria)!</p> <p>Now they are finished make sure you email them in to school. We'd all love to see them!</p> <p>If you can't remember your speech sandwich, have a look at this video to remind you. Can you spot the step Mr C and Mr Walker do slightly differently?</p> <p>https://www.youtube.com/watch?v=nZXdf4mzZJw</p> <p>Have a look at these examples of subordinate conjunctions as well.</p>	<p><u>LO: To revise my 6X tables</u></p> <p>18 ÷ 6 = 42 ÷ 6 = 24 ÷ 6 = 48 ÷ 6 = 66 ÷ 6 = 6 ÷ 6 = 54 ÷ 6 = 72 ÷ 6 = 12 ÷ 6 = 30 ÷ 6 = 60 ÷ 6 =</p> <p>Now that you have written these out, write the multiplication facts for these calculations.</p>	<p><u>L.O: To draw a picture using Henri Rousseau as inspiration</u></p> <p>Pick your favourite pictures by Henri Rousseau and try and recreate it.</p> <p>Challenge: Create your own Henri Rousseau inspired picture using the same themes.</p>

SUBORDINATING CONJUNCTIONS

after	because	lest	till
although	before	now that	unless
as	even if	provided	until
as if	even though	since	when
as long as	how	so that	whenever
as much as	if	than	where
as soon as	in as much as	that	wherever
as though	in order that	though	while

7 Have a look at these spellings. Can you convert these spellings into root words? What do you notice?

Spellings	Root Word
basically	basic
frantically	frantic
dramatically	
historically	
nationally	
emotionally	
accidentally	
automatically	
traditionally	
specifically	

Look at your spelling list and work out what each root word is.
Can you think of any more words ending with 'ally'?

LO: To divide on a number line
Use your knowledge of division on a number line to solve these problems.

$90 \div 6 =$ $39 \div 3 =$ $30 \div 2 =$ $72 \div 6 =$ $64 \div 4 =$
 $48 \div 3 =$ $66 \div 3 =$ $60 \div 5 =$ $84 \div 6 =$ $100 \div 5 =$

<https://www.youtube.com/watch?v= K EclUnv6k>

L.O: To analyse how documentaries are scripted

One of the things we are planning to do when we're back in school is writing our own documentaries. To give yourself a head-start watch some Steve Backshall or David Attenborough documentaries to see how their scripts sound.

Parents: make sure the videos have been watched by you as lots of the content in wildlife documentaries could be inappropriate or upsetting for children.

8 Match the word to the correct definition. Write them out neatly.

Match the spelling with the definition

Spellings	Definitions
basically	To do something without thinking
frantically	To do something in a theatrical or dramatic manner
dramatically	In a way that relates to strong feelings
historically	When something is linked to the past
nationally	To put something simply
emotionally	To do something in a traditional way
accidentally	To do something in a panicked way because of fear
automatically	When something unplanned happens
traditionally	When something is done for a particular reason
specifically	Something that relates to a whole country

LO: To divide on a number line with a remainder
Use your knowledge of division on a number line to solve these problems.

$38 \div 5 =$ $20 \div 6 =$ $25 \div 2 =$ $82 \div 3 =$ $51 \div 4 =$
 $48 \div 3 =$ $31 \div 3 =$ $81 \div 5 =$ $50 \div 4 =$ $44 \div 5 =$

<https://www.youtube.com/watch?v= K EclUnv6k>

LO: To write a script for a documentary

Have a look at once of these videos:
<https://www.youtube.com/watch?v=SRxXFzEiZvY>

https://www.youtube.com/watch?v= qgA63lxc_Y

Pick up to 1 minute from either clip to create your own documentary script for. Remember all the features you picked out from last lesson.

9 **LO: To revise apostrophes for contractions**


Apostrophes are used when we push two words together to make 1 word i.e: do + not = don't. This is called using apostrophes for contraction.

LO: To find unit fractions of a number

Have a look at the video link and solve these problems.

LO: To practise touch typing

Use this time at home to continue working on your typing skills! One thing that is often forgotten about with the growing popularity of tablets is

	<p>How many words can you find that use an apostrophe for contraction.</p> <p>Here are a few to get you started:</p> 	<p> $1/4$ of 16 = $1/4$ of 24 = $1/2$ of 30 = $1/3$ of 12 = $1/5$ of 20 = $1/6$ of 24 = $1/4$ of 32 = $1/6$ of 36 = </p> <p>https://www.youtube.com/watch?v=TXJOIs7vXMs</p>	<p>typing on a keyboard. This is a skill that you will almost certainly need as you grow up. This website breaks touch typing down into different lessons. Work your way through them, repeating any if you feel the need to.</p> <p>https://www.typingclub.com/sportal/program-3/116.play</p>
10	<p><u>LO: To revise apostrophes for possession</u></p> <p>Another way we use apostrophes is for possession. We use apostrophes to show that something belongs to someone i.e:</p> <p>Mr Walker's sandwich.</p> <p>David's watch.</p> <p>When there is more than one subject (plural), the apostrophe goes on the other side of the 's' i.e:</p> <p>Parents' evening.</p> <p>Our dogs' ball.</p> <p>Write 4 sentences for singular apostrophes and 4 sentences for plural apostrophes.</p> <p>Have a look at this video to help explain:</p>	<p><u>LO: To find unit fractions of a number</u></p> <p>Have a look at the video link and solve these problems.</p> <p> $3/4$ of 16 = $3/4$ of 24 = $2/5$ of 30 = $2/3$ of 12 = $4/5$ of 20 = $4/6$ of 24 = $3/4$ of 32 = $6/6$ of 36 = </p> <p>https://www.youtube.com/watch?v=TXJOIs7vXMs</p>	<p><u>LO: To stay active at home</u></p> <p>Choose some of the interactive videos to complete at home. Rate the ones you have tried using a 5-star system. Make sure you explain your reasons!</p> <p>https://www.gonoodle.com/good-energy-at-home-kids-games-and-videos/</p> <p>Check out this link to the Joe Wickes daily PE lesson.</p> <p>https://www.youtube.com/user/thebodycoach1</p>

	https://www.youtube.com/watch?v=zNFPnVz7JB4		
--	---	--	--