

Year 1 and Year 2 Maths ideas

Key things to practice at home for all children:

- *Recognising coins and notes and playing shopping*
- *Telling the time – hour, half hour, quarter to, quarter past*
- *Know the days of the week, months of the year*
- *Play any board games*
- *Read together*

Useful Websites

- Topmarks – have some free maths games to explore www.topmarks.co.uk
- Mathsframe – have some free maths games and activities you can try including a version of the multiplication check <https://mathsframe.co.uk>
- Arcademic Skills builders – have games to support practice of number www.arcademics.com
- Mathplayground – mix of free games www.mathplayground.com
- Maths Shed – mix of puzzles and activities <https://www.mathshed.com>
- BBC BITESIZE - <https://www.bbc.co.uk/bitesize/subjects/zjxhfg8>
- Education quizzes www.educationquizzes.com



Games with dice and counters

Game 1: Tallest Tower Game – play in pairs, teams on own.

You will need cubes and dice.

Roll a dice and build a tower of bricks or cubes the height of the number on the dice.

Toss a coin if it's a head add one cube to the tower if it's a tail take one cube off the tower.

How many goes until you can make a tower that is 10 bricks tall?

Game 2: Shut the Box – play in pairs, teams, on own.

You need the numbers 1 to 9, and 2 dice.

Write the numbers on a piece of paper. Roll 2 dice, look at the numbers on the dice e.g. If you roll a 2 and a 3, you can cross off a 2 and a 3, or a 5 (adding the 2 and 3 together) or 1 (subtract smallest from largest). Keep going until you can no longer go.

Game 3: Totals

Roll 2 or 3 dice and add them altogether – can you make all the totals to 18?

How many different ways can you make the total of 7? 12? 15?

Games with playing cards



Game 1: Snap

You need two sets of playing cards. Share them out between you and play snap.

Game 2: Checking out my 2,5 and 10s.

Y2 – practice 2, 5 and 10

Choose a times table you need to practice. You need a set of cards Ace to Queen. (Ace = 1, Jack = 11, Queen = 12). Mix up the cards, turn over the cards one at a time and write down the multiplication sentences, the division sentences and the answers to all 4 number sentences.

Game 3: Find all the totals and differences

Addition and subtraction Practice

Y1 – two sets of cards (1-5)

Turn over two cards, one from each set. Add the numbers together, record the total and then find the difference and write the answer.

e.g. 3 and 5

$$3 + 5 = 8$$

$$5 + 3 = 8$$

$$5 - 3 = 2$$

$$8 - 3 = 5$$

$$8 - 5 = 3$$

Write all the number sentences.

Y2 – two sets of cards (1-12)

Turn over two cards, one from each set. Add the numbers together to find the total and then find the difference between the 2 cards. How many number sentences can you write?

e.g. 3 and 12 (queen)

$$3 + 12 = 15$$

$$12 + 3 = 15$$

$$12 - 3 = 9$$

Y2 – addition of 2 digit numbers (cards 1-9)

Use 4 cards, how many different two digit numbers you can make?

Find all the totals. What is the largest total you made? Smallest? Can you order all the totals?

Y2- subtraction challenge (cards 1-9)

Use 3 cards, how many different two digit numbers you can make?

Find all the difference. What is the largest difference you made? Smallest? Can you order all the differences you found?



Games with dominoes

Game 1: Domino Turn over

Turn over a domino – what is the total of the dots? What is the difference between the dots?

Do this for 10 different dominoes.

Game 2: Play a game of dominoes

Game 3: Odds and Evens Totals

Pick out 12 different dominoes. Add the dots to find the totals.



How many even totals did you get?


How many odd totals?

Game 4: Make your own set of dominoes

Game 5: Domino Giraffe Spot Towers

Use 12 different dominoes to make 12 dot giraffes. Use 12 different dominoes to make 10 dot giraffes.





Investigate 8 puzzles

- Can you find as many different people's names with 8 letters in?
- Can you find flags from round the world with 8 colours on them?
- How far can you run in 8 minutes? How many skips? Star jumps can you do in 8 minutes?
- Using the tangram (8) how many different pictures can you make?
- How many different patterns of 8 can you make using 2 colours?
- How many ways can you make the total 8 using any numbers from 1- 100?
- What else can you find out about the number 8?
- How many ways can you make 8p? 18p? 80p?
- How many different models can you build using the same 8 lego bricks?



Maths Story Competition

<https://www.mathsthroughstories.org/>

Read some stories and write your own. Around the clock is a fun story to read.

Write your own maths story about one of these topics:

Shapes

Telling the time

Money

Any number

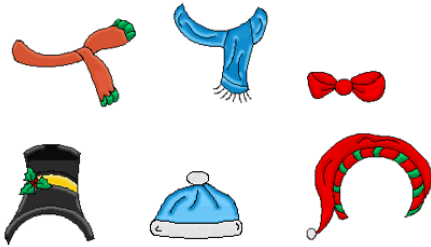
You can also read stories about maths on the BBC 500 words competition pages.

<https://www.bbc.co.uk/programmes/articles/KNWskPrg7stQ54tTbcf6P7/500-words-the-stories>

Other puzzles to solve

Dressing the Snowman (ks1)

At lunchtime the Elves like to play. If there is snow their favourite game is dressing the snowman.

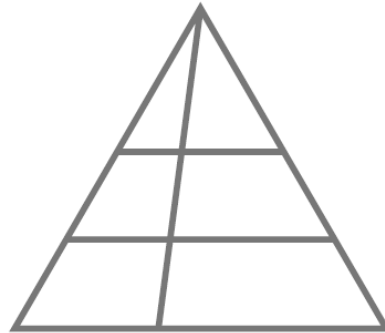


The Elves have a choice of three hats and three scarves. Look at the pictures of the different ways to dress the snowman.

Ellen Elf thinks she has found all combinations. Is she right? Convince me? If not, can you describe the missing Snowmen?

Triangles (ks1)

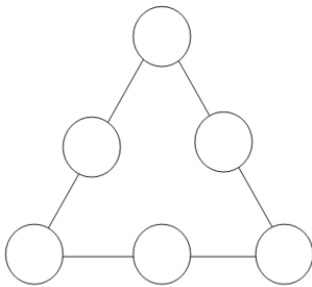
How many triangles can you count?



Draw your own diagram to count triangles. How many can a friend find? Can you find more?

Make 9 (ks1)


Put the numbers 1 to 6 in each circle so each side adds up to 9.



Can you rearrange the numbers so all the sides add up to the same total, but one that is different to 9?

What Shapes are hiding? (ks1)

There are some triangles and squares in a bag.



If the total number of sides in the bag is 32, how many of each shape could there be?

The answer is...

24

The answer is 24.

What was the question?

- How many different questions can you write with an answer of 24?
- What is the hardest question that you can write with an answer of 24?

Snakes



- Choose a number less than 10.

9

- If the number is even, halve it and add 1. If the number is odd, double it.

9 → 18

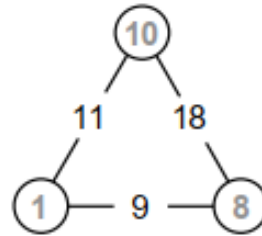
- Carry on in this way.

9 → 18 → 10 → 6 → 4 → ...

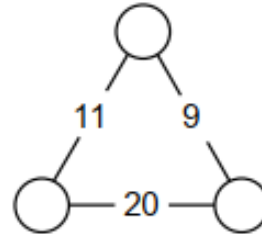
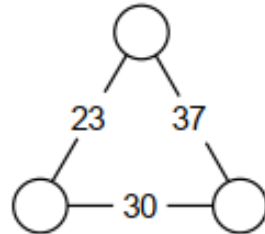
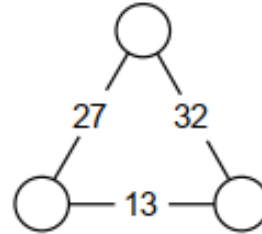
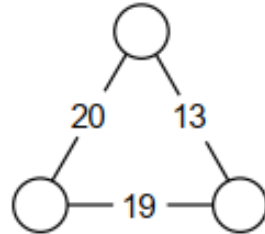
- What happens?

number triangles

This is how a number triangle works : just add two numbers at the end of a line to get the number between them.



Here are some with the end numbers missing. Copy each one and try to find the missing numbers :



matchstick squares

Take 16 matchsticks and arrange them into five squares, like this :



Now find a way of moving just 3 matchsticks so that you're left with exactly four squares.

