

How do we teach reading at Nova Primary School?

How can we establish strong parent, teacher and child learning relationships?



# Welcome and introductions:


Miss Catchpole – Early Years Lead

Mrs Leonard – Reading Lead

Miss Soper – Wallace Teacher

Miss Winter – Gromit Teacher





**Reading is at the heart of the curriculum.**

**In EYFS and Y1, considerable time is given over to the teaching of systematic phonics through whole-class direct teaching; small group guided sessions and a wide variety of spoken language and play activities.**

**We are well resourced with a range of engaging, fully decodable phonics sets and enrichment books to add further interest and variety to your child's reading experience.**



## It's more than just 'hearing a child read'.

- share stories and pictures – watch your child's response
- talk, listen, ask questions and build concentration
- make 'me' time! Turn off the telly and find a quiet place to snuggle up together with a book

Book Band Colour
Pink
Red
Yellow YR
Blue
Green
Orange
Turquoise Y1
Purple
Gold
White Y2

Your child will be assessed regularly to ensure they are reading a book that is well matched to their phonics phase, their reading confidence *and* their understanding of the text.



## Foundation Stage Family Reading Record




















(and guide for the reading helper)

Name: \_\_\_\_\_

Class: \_\_\_\_\_



## Decoding Strategies – ideas to help you support your child’s reading at home.

<p>Flip the sound</p> <p>a  </p> <p>e   = </p> <p>i  </p> <p>o  </p> <p>u  </p> <p>oo  </p> <p>ow  </p>	<p>Sound out short words.</p> 	<p>Use the picture and the first sound. ‘Oh that must be castle. I can see a castle in the picture and it begins with c.</p>  castle
	<p>Look for little words in longer words:</p> <p>all in called</p>	<p>Use your finger to take the end off the word. Work out the first part and then put together.</p>  <p>looking wanted</p>
	<p>Use your finger to split the word into parts.</p>	<p>Hop, skip and jump like a kangaroo!</p> 

## What can parents and carers do to support young readers?

### Nova Primary ‘Take 10 Challenge’

Staff at Nova Primary pledge to take *at least* 10 minutes each day to read with your child.

Signed:

I pledge to take 10 minutes each day to read my book.

Signed:

Will you pledge to take 10 minutes each day to read with your children?

Signed:



# What can you expect to see in your child's book bag each week?

- a familiar, fully decodable book at child's current phonic phase
- a richer text (could be wordless) to share with parents and a library book.
- Books are changed on average twice a week – feel free to change your library book whenever you want!



## Decodable books



Richer  
texts –  
Fiction &  
non-fiction

These books will be changed by us as we read with your child in class.



# Library books



- You can change your library books whenever you like
- The library books are in the colourful shelves




- Please make sure you sign them in and out when you change them to help us keep track of our lovely books!

# How do we teach phonics at Nova Primary?

a





# What is it?

- Phonics – letter sounds
- Fast paced
- Teaches children to put sounds together to read words and split sounds up to spell words






# Letter sounds

- Pure sounds
- Each sound has a picture card
- Rhyme for writing letters – formation, including pre-cursive

NOVA  
PRIMARY SCHOOL





# Blending

- Putting sounds together to make a word – reading

c a t = cat

- Children need to practise this by saying sounds out loud
- Playing active games




# Segmenting

- Opposite of blending. Finding letter sounds to spell
- Slow the word down & emphasise sounds so children can hear all the sounds ready to write them.
- Spelling on fingers before writing.



# Terms

- **Segmenting:** splitting sounds to spell
- **Blending:** putting sounds together to read
- **Phoneme:** a spoken sound
- **Grapheme:** a written sound
- **Digraph:** two letters to make one sound e.g. sh, ch
- **Trigraph:** three letters that make one sound e.g. igh
- **Quadgraph:** four letters that make one sound e.g. tion
- **Split digraph:** A sound split by another letter – e.g i-e
- **CVC word:** consonant vowel consonant word e.g. mum, cat




# Sound wallets

- Help children to learn their sounds by
  - Playing games
  - Making words
  - Copying sounds
- When the children know the sounds they can move them over to 'sounds I know' and use them to make words.
- These will be updated weekly as we learn new sounds




# Word wallets

- There are some words that can't be sounded out – the, come, said etc.
- Children need to recognise these words in order to be a confident reader and they will struggle to make progress without knowing them.
- We will send home 4 or 5 words at a time
- Once children know most words in their wallet we will put more in




# What you can do

- Make it fun! Children love playing games with sounds
- Read their reading books everyday
- Blending at home – get me the p e n
- Practising tricky words
- Spotting words and letters when out e.g. license plates, food labels in shops.



# Useful links

- <https://www.phonicsplay.co.uk/Phase2Menu.htm>
- Appstore (Paid app): Teach your monster to read
- Appstore: Twinkl Phonics Suite Lite
- Appstore (Paid app): Hairy Letters
- [https://www.youtube.com/results?search\\_query=alphablocks](https://www.youtube.com/results?search_query=alphablocks)




# DVD

**We have made an amazing DVD to help you practise sounds at home!**

**It is a fantastic resource that we are giving you for a small voluntary donation of a £1 to cover the cost of dvds.**

NOVA  
PRIMARY SCHOOL





# Why bother?

We are doing all of this because the more your child reads, the more they will love reading!

A passion for reading will help them at every corner of their education. It will develop their confidence in all they do, they will be able to explore, find things out, improve their vocabulary, become independent learners and **enter into new worlds!**